

# SUPERSONIC

## Phonic Friends



At Meir Heath Academy, phonics plays an intrinsic part in teaching and learning within EYFS and Key Stage 1.

Teachers use 'Supersonic Phonic Friends' as a tool to support the delivery of phonics. This uses the Letters and Sounds framework to structure lessons and engage the children with a range of characters, visuals, mnemonics and interactive resources.

Phonics is taught daily and within the sessions, children have the opportunities to:

**review** their previous learning,

be **taught** brand new phonics learning,

**practise** the new learning and build on previous learning

and

**apply** their new learning in a range of reading and writing based activities.

Reading at home every night is encouraged and rewarded as this supports children's in-school learning. Reading books are carefully matched to children's phonic phrases. We offer a range of fiction and non-fiction publications to ensure children are exposed to a variety of styles of writing and different formats for reading such as:

- Rising Stars
- Collins Big Cat
- Oxford Reading Tree
- Bug Club
- Songbirds

At Meir Heath Academy we teach the children that '**Reading is the key to all learning**'. Phonics is extremely important in ensuring children develop an understanding of letters, sounds and eventually words to enable them to read, write and engage in the world around them.

By the end of Year 2, most children will have completed the phonics scheme of learning and are ready to access the spelling programme that we offer at Meir Heath Academy. However, no child is left behind. For a small number of children that may require further teaching to support reading and writing, we offer further intervention support in Years 3, 4, 5 and 6 where required.






# SUPERSONIC Phonic Friends



Supersonic Phonic Friends is packed full of woodland inspired characters that have been carefully designed to support your child along the way with their phonics learning. Meet the characters below and how they will help them...

## SUPERSONIC Phonic Friends

Supersonic Phonic Friends is taught with lots of woodland characters, each one has a 'special' job to help your child with their phonics.  
Meet the characters below.....

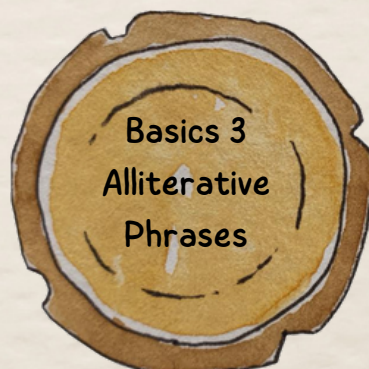
 <b>Listening Len</b> 'We listen with Len so we don't need a pen.' Len helps us to hear the sounds in words.	 <b>See it Sam</b> 'See it with Sam!' Sam shows us the spelling(s) for the sound.	 <b>Blending Ben</b> Ben helps us to hear the word at the end after segmenting the sounds we can hear.	 <b>Building Bill</b> Bill has the tools to help us to build a word saying each spelling for the sound.	 <b>Segmenting Seb</b> Seb helps us to break up the sounds in words by segmenting.
 <b>Nonsense Nan</b> Nan pops up when words are not real (pseudo). We like to shout, 'It's absolute nonsense!' when we see these words.	 <b>Tricky Tess</b> Tess helps us to spot the tricky parts in words. These are words children cannot sound out.	 <b>Reading Rex</b> Reading Rex helps us to read words with our new spelling. He encourages us to 'read with speed'. His twin is writing Ron.	 <b>Writing Ron</b> Writing Ron helps us to write the sounds we can hear in the words.	 <b>Cheeky Sneaky Sid</b> Sid likes to introduce the next sound that we will be learning tomorrow.

To learn more about Supersonic Phonic Friends, please visit their website...

## SUPERSONIC Phonic Friends

Useful links:

In Reception, children are introduced to new sounds using an action and an alliterative phrase. Click on the links below to hear and see these alliterative phrases in action.



# SUPERSONIC

## Phonic Friends



Helpful resources...

The Basics 2 spelling mat

The Basics 3 spelling mat

# SUPERSONIC

## Phonic Friends



Choose to Use spelling mat

**SUPERSONIC**  
Phonic Friends

ai	ay	ee	ea	igh	ie	oa	oe	oo	ue
oi	oy	ur	ir	ow	ou	or	aw	w	wh
air	are	n	kn	r	nr	ch	tch	j	dge

Switch it Spell Sounds mat

ai	ay	a e	ee	ea	ee	oa	oe	oe	igh	ie	ie	oo	ue	ue		
f	ff	ph	or	a	au	n	kn	gn	air	are	ear	ur	ir	or		
or	aw	au	ore	ee	ea	e e	ey	y	oo	ue	ue	ew	ur	ir	or	er